



Summary Feedback

(Combined feedback broadcasted at multiple times this week)

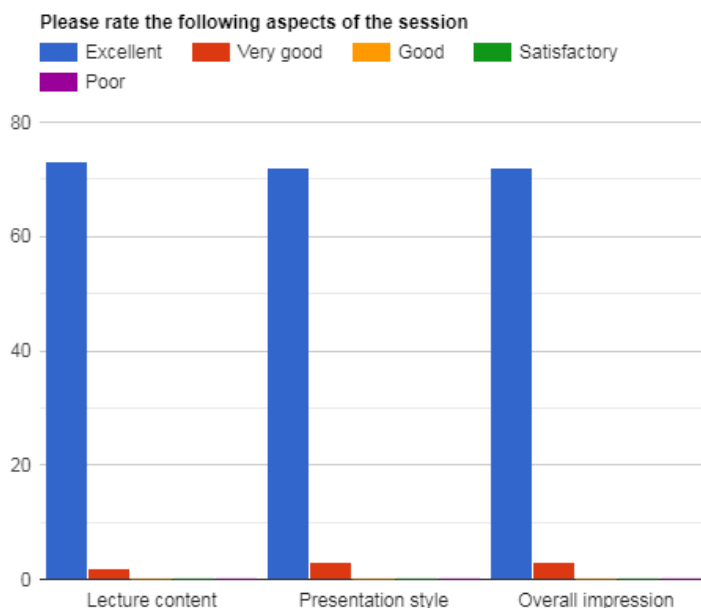
PRE-RECORDED: Basildon FRCR 2B 'A to Zee' Course 2020

Session 9/40

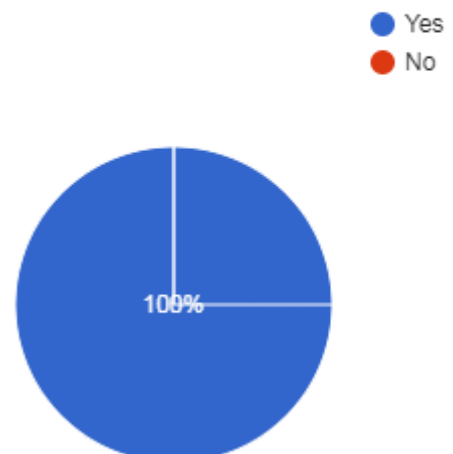
FRCR 2B Practice Viva - Cardiothoracic Cases (29th and 30th June 2024) Lecturer: Samavia Raza

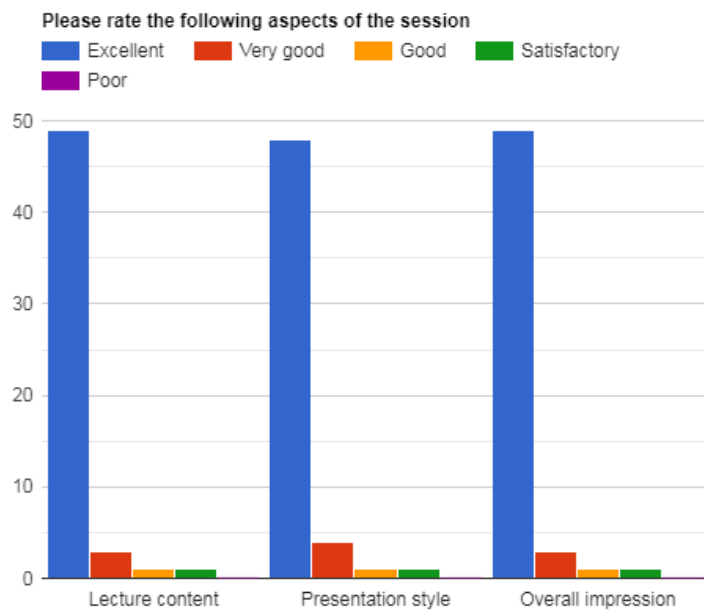
Summary Points:

- Total Attendees: 371 from 38 Countries (Algeria, Australia, Bahamas, Bangladesh, Canada, Dominica, Egypt, Germany, Ghana, Hong Kong, India, Indonesia, Iran, Iraq, Jordan, Kenya, Kuwait, Libya, Malaysia, Maldives, Myanmar, Nepal, Nigeria, Oman, Pakistan, Qatar, Saudi Arabia, Singapore, South Africa, Sri Lanka, Sudan, Swaziland, Türkiye, UAE, UK, Yemen, Zambia, Zimbabwe).
- Total duration: 2 hours (each session broadcasted thrice during the week)
- Total feedback received from 139 participants, from three different broadcasts

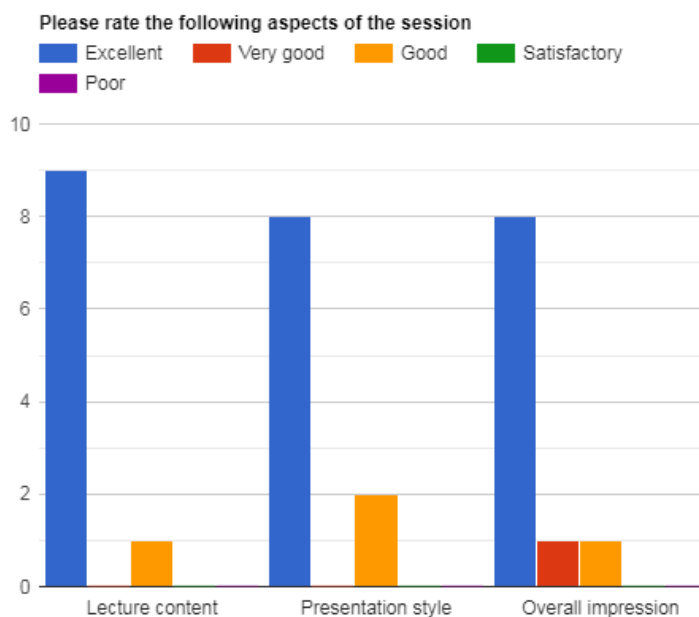
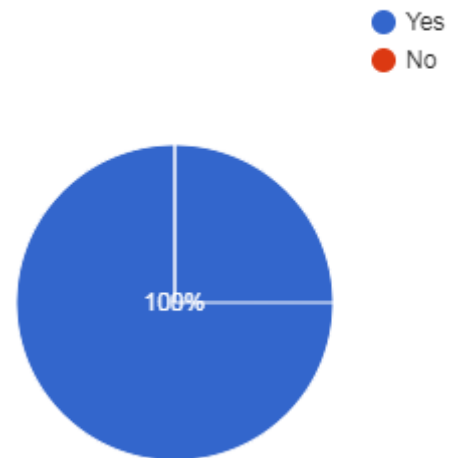


Did you find it useful
75 responses

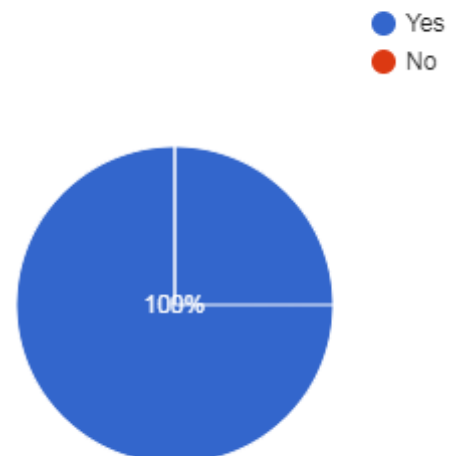




Did you find it useful
54 responses



Did you find it useful
10 responses



Testimonials

- Variety of interesting cases, concise review at the end of each cluster of cases and valuable tips for 2B were useful (UK).
- I really appreciate Dr Raza's way of correcting the candidates and her approach is easy to learn from (Zimbabwe).
- Feedback by Dr Raza was wonderful. Hidden areas and valuable tips by Dr Samavia was awesome (Pakistan).
- Very informative especially pleural based lesion, we need a class on cardiac radiology case based only and exam oriented (India).
- The viva points discussed which was missed by each candidate and what examiners of FRCR want to hear was most useful (Pakistan).
- I liked the X-ray approach and review. All the viva cases were educational (South Africa).

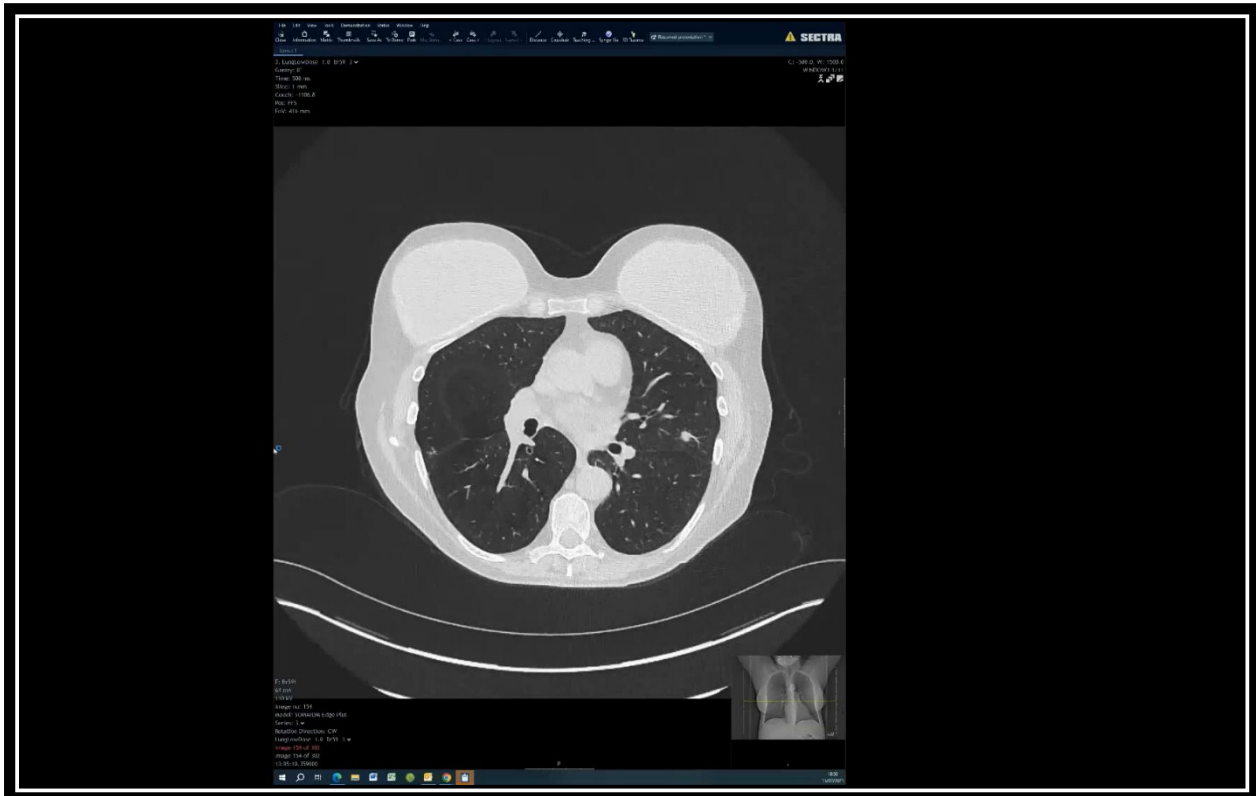
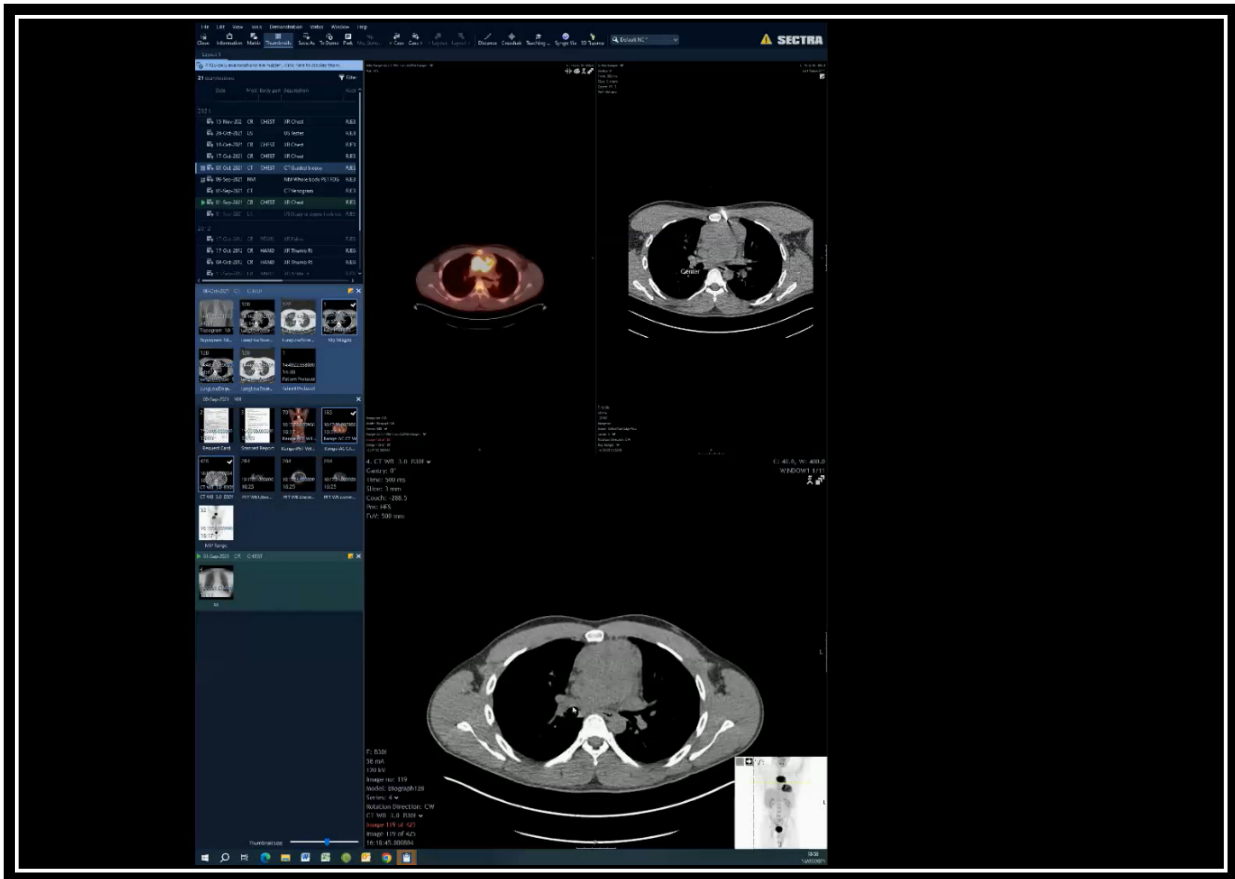
FRCR 2B Practice Viva - Cardiothoracic Cases

- Approaching a case in a systemic way was most useful (India).
- The range of cases and approach to presenting a case during viva was most useful (UK).
- Session was very good. Had more insight into chest radiographs (Malaysia).
- Good cases with explanations (UK).
- The attitude of the lecturer toward the candidate was most valuable. I really enjoy the lecture (Qatar).
- Good cases. Brought out the importance of assessing bones on CXR. Review of where lesions are in mediastinum (UK).
- The tips and tricks on how to better frame our answer was most useful (India).
- Very good case selection. How to interpret the CXR in exam setting was most useful (UK).
- I liked the case based teaching with discussion and detailed explanation (Egypt).
- Valuable feedback and methodological approach (Algeria).
- Excellent description for chest cases (Saudi Arabia).
- I liked the variety of cases and detailed explanation of earning points (Pakistan).
- Very useful lectures and excellent explanations (UK).
- Continue the excellent work (Nigeria).
- Excellent viva session (Malaysia).
- Excellent teaching session (Algeria).
- Useful preparation for 2B viva exam (UK).
- Great mentor (Pakistan).
- It was perfect (UAE).
- Up to the mark (Pakistan).
- Excellent lecture (India).
- Very informative (Sri Lanka).
- Excellent viva session (Malaysia).
- Thank you for this opportunity. Teaching session was great (UK).
- Very helpful (India).
- Improving knowledge of chest, thanks Dr Raza (India).
- I liked the real cases (Pakistan).
- Good cases (India).
- Good explanations (Sri Lanka).
- Excellent lecture with good exam oriented topics (India).
- Knowledge of the faculty was more valuable (India).
- Good variety of cases (UK).
- Approach to X-rays was most useful (Pakistan).
- Every part was useful (UK).
- All cases were informative (Qatar).
- Mediastinal masses description and further work up was most useful (UK).
- Entire session was useful (Bahamas).
- Informative (India).
- Giving more details about the case was most useful (Sri Lanka).
- Good cases (India).
- Beneficial cases to learn (UK).
- The teaching was valuable (Nigeria).
- Interesting cases (UAE).
- Good cases (India).
- Excellent teaching (Sri Lanka).

FRCR 2B Practice Viva - Cardiothoracic Cases

- Lecture content was most useful (UK).
- Good session, thank you (UK).
- Explanation was useful (UK).
- Thank you for the explanation and taking time to clear every aspect (Pakistan).
- I liked the case presentation tips (Qatar).
- Content and explanations were useful (UK).
- Different cases was most useful (India).
- Interesting cases (India).
- It was perfect (UAE).
- CXR explanations was most useful (Sri Lanka).
- Teaching method and material was useful (UAE).
- Every single word was useful (Pakistan).
- Great cases with CXR and CT findings plus feedback (South Africa).
- The moderator was quite patient (UK).
- Very informative session. Variety cases included (UK).
- Great session (India).
- Excellent teaching (UK).
- The cases themselves was valuable (Malaysia).
- Excellent lecture (Kuwait).
- Very good (Qatar).
- Thank you for your efforts (Pakistan).
- Brilliant session (South Africa).
- Lovely (UK).
- I liked the calmness of examiner (Pakistan).
- Good cases and discussion (India).
- Approaching chest X-ray was most useful (UK).
- Exam based cases collection was most useful (Maldives).
- The feedbacks were very valuable (Libya).
- I liked the cases and discussion (Saudi Arabia).
- Good one (India).
- Good cases (Zimbabwe).
- It's great (Yemen).
- Super excellent (Nigeria).
- Great lecture (Zimbabwe).
- Fantastic (Pakistan).
- Excellent cases and topics (UK).
- Very helpful (UAE).
- Informative (Saudi Arabia).
- Very nice (Maldives).
- Invaluable (Qatar).

FRCR 2B Practice Viva - Cardiothoracic Cases



FRCR 2B Practice Viva - Cardiothoracic Cases



=====XX=====XX=====